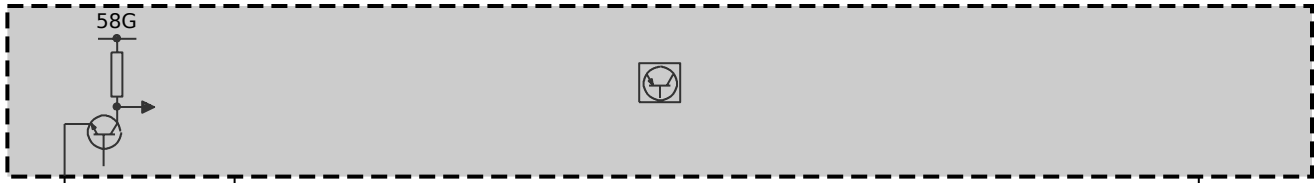


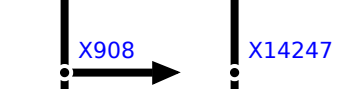
A4010
Junction box

6 X11002



A4011
Footwell module

48 X14261 23 X14247 22 X14260



30G<21
0.75
RT/GR

58G
0.35
GR/RT LIN_BUS
0.35
WS/BR

8

9

6

6

8

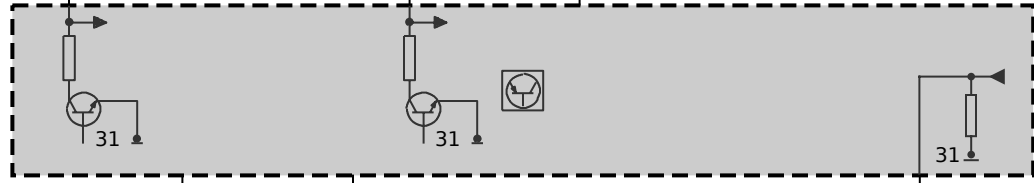
13

5

4

6

8



A23b
Driver's switch cluster

3 2 14 X10725

30G<21
0.5
BL/WS LIN_BUS
0.35
BL/GR

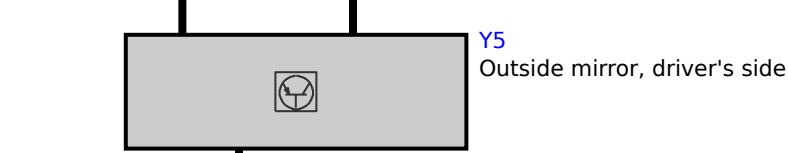
6

5

5

6

X623



Y5
Outside mirror, driver's side

4 X623

31
0.35
BL/BR

1

A23b
Driver's switch cluster



X10725

31

0.35

BR

X849

LIN_BUS
0.35
WS/BR


5

30G<21
0.75
RT/GR

5

6

X624



Y6
Outside mirror, passenger's side

4 X624

31
0.75
BR

4

X891



X891

31

0.75

BR

X891