


A46
Digital Motor Electronics

25 43 35 A46*2B

U_KWG

0.5 N13
0.35 N20/N26

 BL/GE N13
BL/GR N20/N26

1

P_KWG


0.5 N13
0.35 N20/N26

 GE

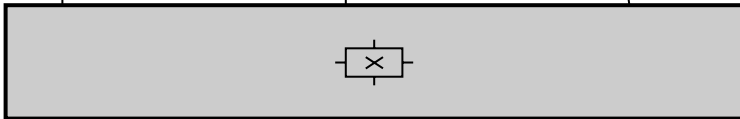
3

M_KWG

0.5 N13
0.35 N20/N26

 SW/GN N13
SW N20/N26

2 B6214*1B



B6214a
Crankshaft sensor