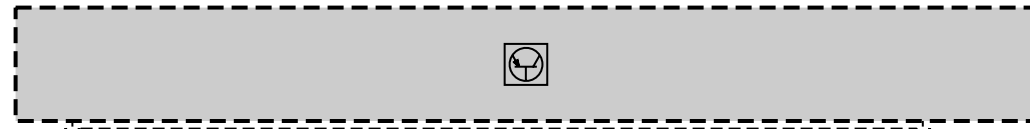


Z7
Front power distribution box

Z7*6B



A173
Front Electronic Module

K_LIN_1
0.35
BL/GE

K_LIN_1
0.35
BL/GE

30B<22
0.5
RT/GR

X28*1B
K_LIN_1
0.35

X5*1B
K_LIN_1
0.35

30B<22
0.5
RT/GR

WS/BR

BL/GE

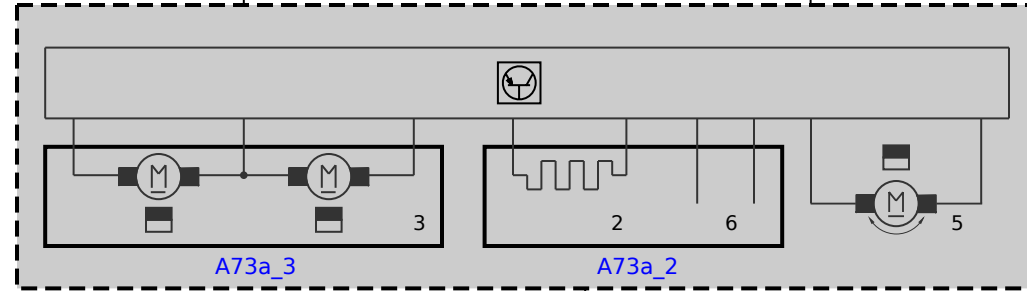
WS/BR

BL/GE

10

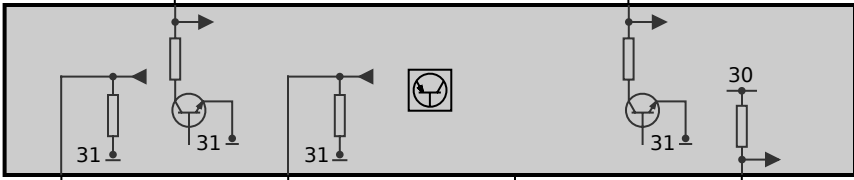
S35*1B

S35
Switch block, driver's door



A73a
Exterior mirror, front passenger

2) Mirror heating
3) Adjustment drive
5) Mirror fold-in drive
6) Electrochromic mirror



11

31
0.75
BR

1

31
0.75
BR

2

K_LIN_1
0.35
GE

3

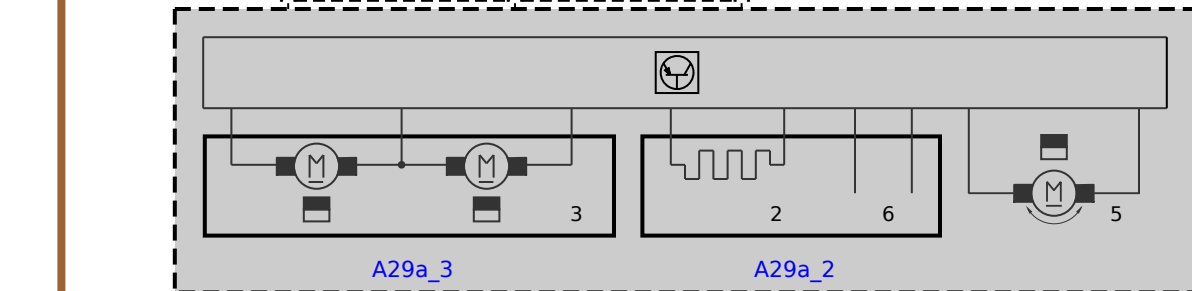
30B<22
0.75
RT/GE

3

S35*1B

6

A29*1B



A29a
Exterior mirror, driver

2) Mirror heating
3) Adjustment drive
5) Mirror fold-in drive
6) Electrochromic mirror

4

A73*1B

31
0.5
BR

X49*1V

X108*1V