

K_LIN_1
0.35
WS/BR

K_LIN_1
0.35
WS/BR/GE

with seat switch cluster on driver's door

without seat switch cluster on driver's door

with seat switch cluster on front passenger door

without seat switch cluster on passenger's door

X140*1V

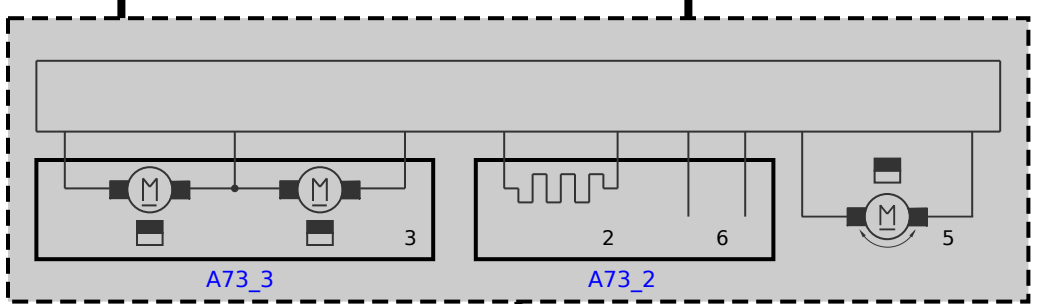
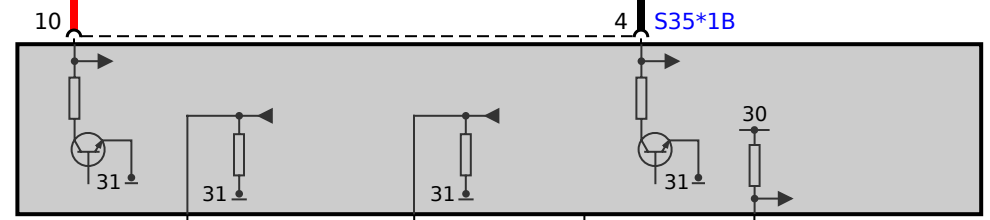
X138*1V

K_LIN_1
0.35
WS/BR

K_LIN_1
0.35
WS/BR/GE

30B<66
0.5
RT/GR

30B<66
0.5
RT/GR



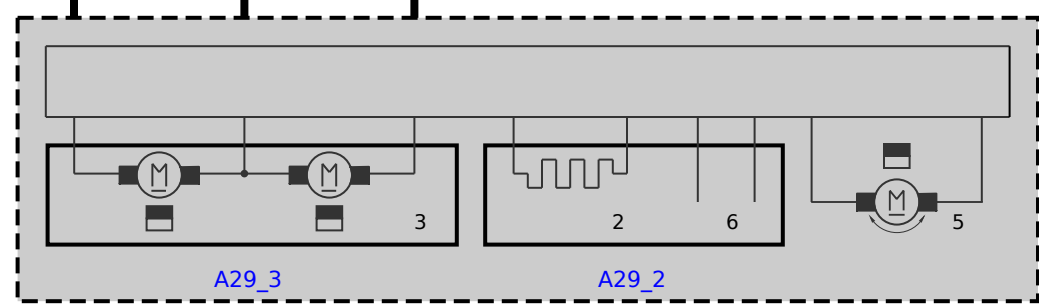
31
0.5
BR

GND
0.5
BL/BR

K_LIN_1
0.5
WS/BR

30B<66
0.5
RT/GR

A73
Exterior mirror, right
2) Mirror heater
3) Adjustment drive
5) Mirror fold-in drive
6) Electrochromic mirror



not 5-Series

5-Series

not 6-Series

6-Series

A73*1B
31
0.5
BR/WS

X119*1V

X57*1V