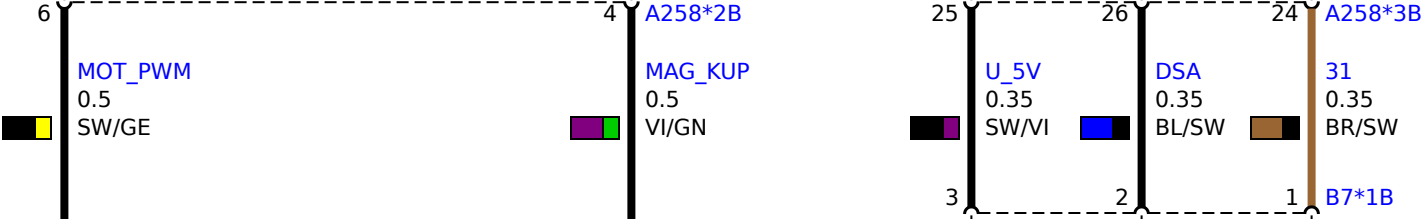
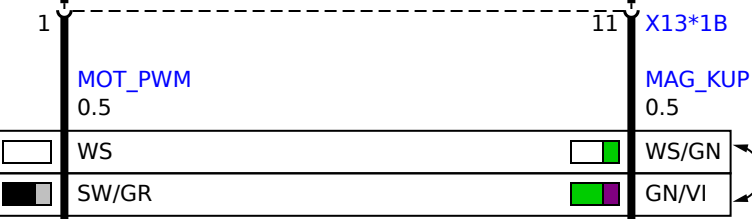


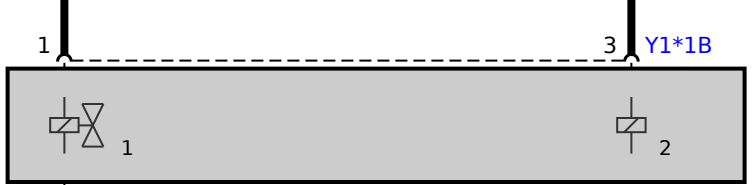
A258
Body Domain Controller



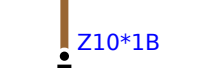
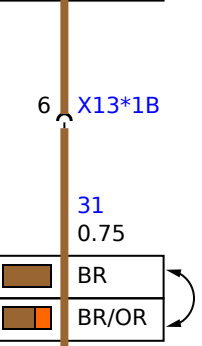
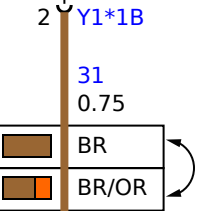
B7
Refrigerant pressure sensor



Y1
A/C compressor
1) Control valve
2) Magnetic clutch



depends on equipment installed



MOT_PWM
0.5
SW/GE

MAG_KUP
0.5
VI/GN

U_5V
0.35
SW/VI

DSA
0.35
BL/SW

31
0.35
BR/SW

WS
SW/GR

WS/GN
GN/VI

BR
BR/OR

BR
BR/OR