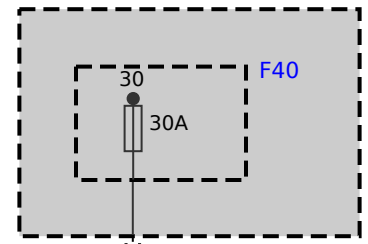
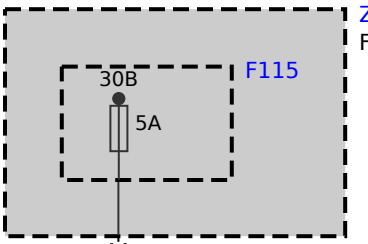


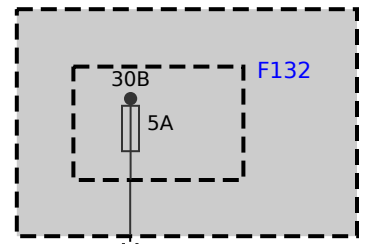
Z4
Front power distribution box



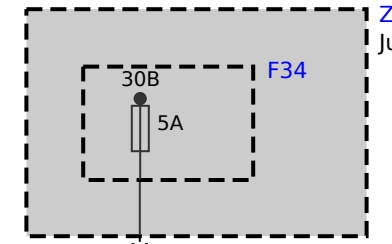
Z1
Junction box



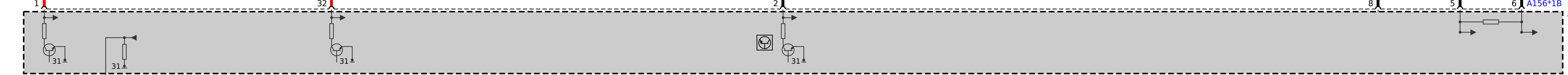
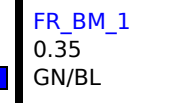
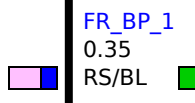
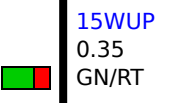
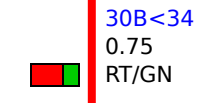
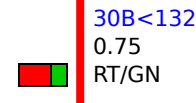
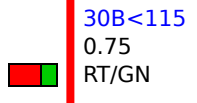
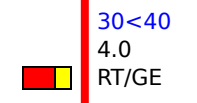
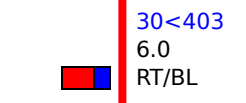
Z2
Fuse holder, rear



Z2
Fuse holder, rear



Z1
Junction box



Automatic Start/Stop function with one DC/DC converter

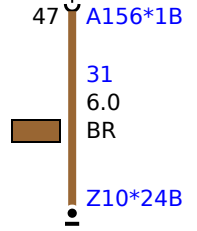
Automatic Start/Stop function with two DC/DC converters

without automatic engine start-stop function

A51
Central gateway module

A78
Integrated chassis management

A156
Dynamic Stability Control



34 16 A51*1B

FR_BP_1 0.35 RS/WS

FR_BM_1 0.35 GN/WS

21 22 A78*1B

3 4 A78*1B

FR_BP_1 0.35 RS/BL

FR_BM_1 0.35 GN/BL

5 6 A156*1B

X55*1V

15WUP 0.35 GN/RT

8