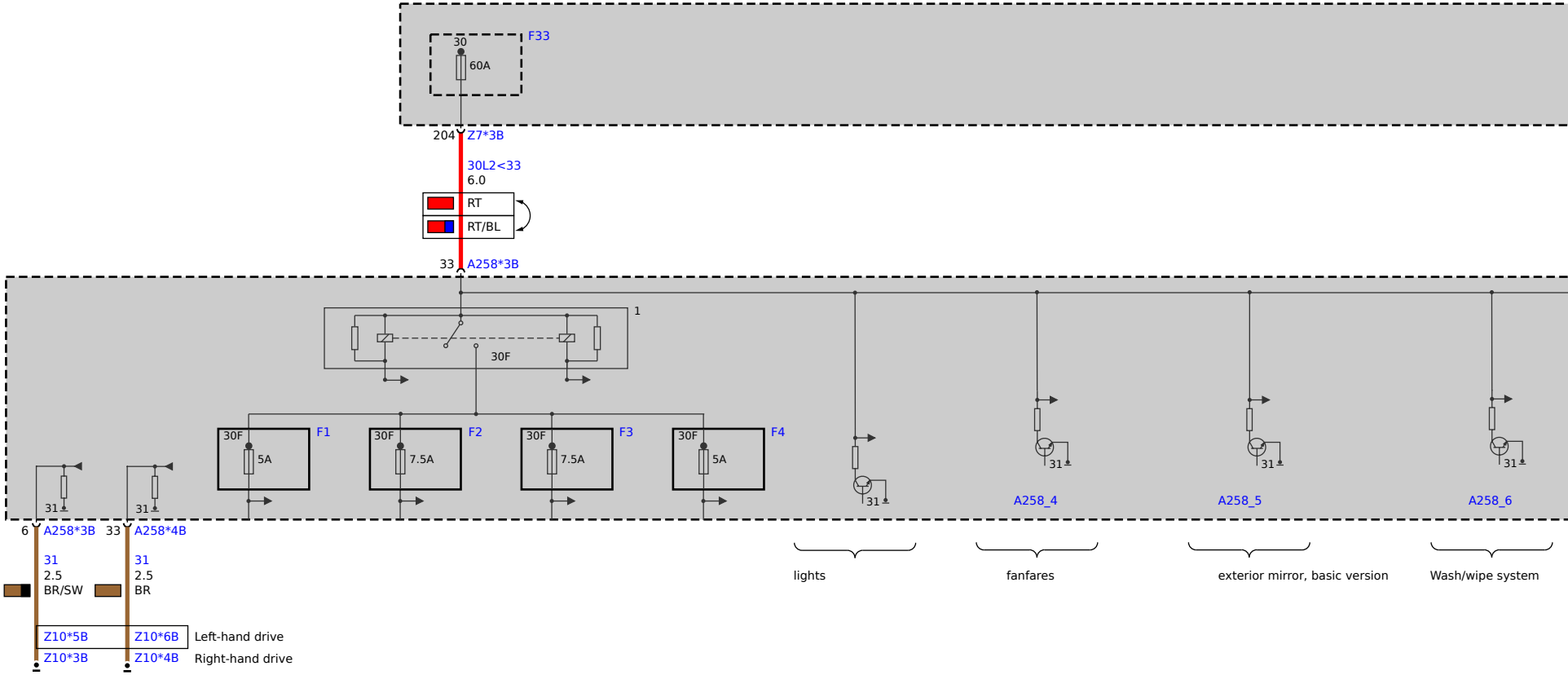
F33
30
60A
204
Z7*3B
30L2<33
6.0
RT
RT/BL
33
A258*3B
1
30F
30F
5A
F1
30F
7.5A
F2
30F
7.5A
F3
30F
5A
F4
31
31
31
31
31
31
A258_4
A258_5
A258_6
6
A258*3B
33
A258*4B
31
2.5
BR/SW
31
2.5
BR
Z10*5B
Z10*6B
Left-hand drive
Z10*3B
Z10*4B
Right-hand drive
lights
fanfares
exterior mirror, basic version
Wash/wipe system

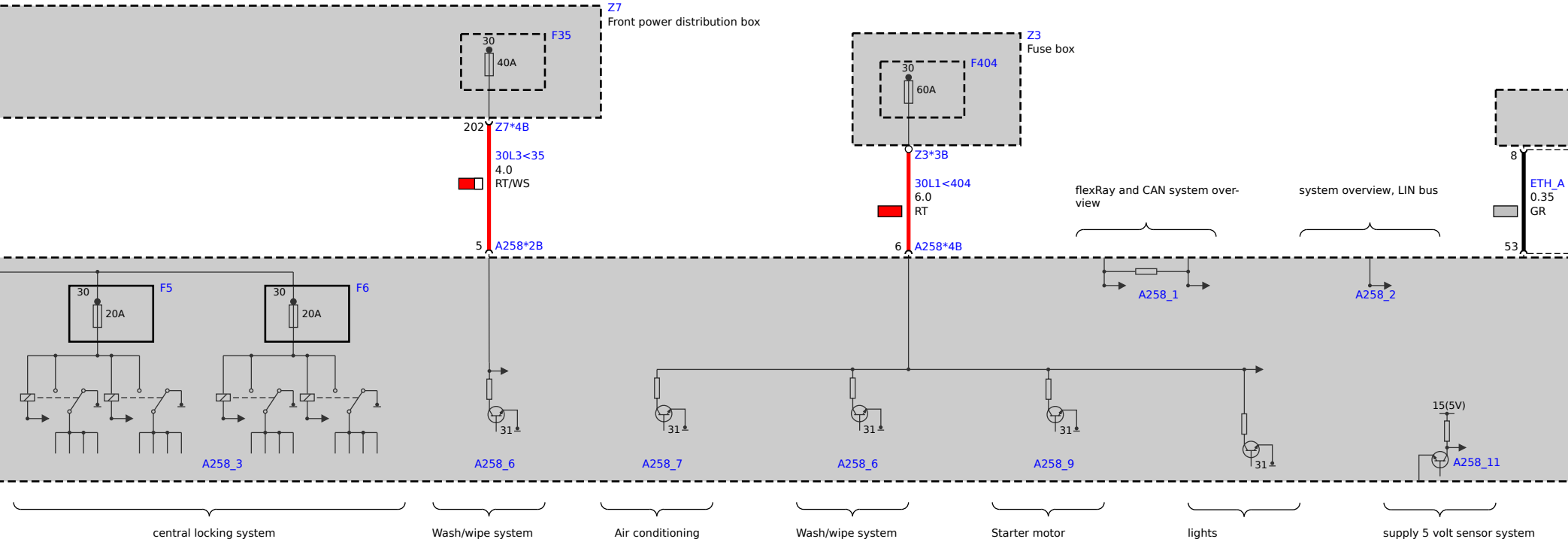
Z7
Front power distribution box
F35
30
40A
202
Z7*4B
30L3<35
4.0
RT/WS
5
A258*2B
Z3
Fuse box
F404
30
60A
Z3*3B
30L1<404
6.0
RT
6
A258*4B
flexRay and CAN system overview
system overview, LIN bus
8
ETH_A
0.35
GR
53
F5
30
20A
F6
30
20A
A258_1
A258_2
31
31
31
31
31
15(5V)
A258_3
A258_6
A258_7
A258_6
A258_9
A258_11
central locking system
Wash/wipe system
Air conditioning
Wash/wipe system
Starter motor
lights
supply 5 volt sensor system

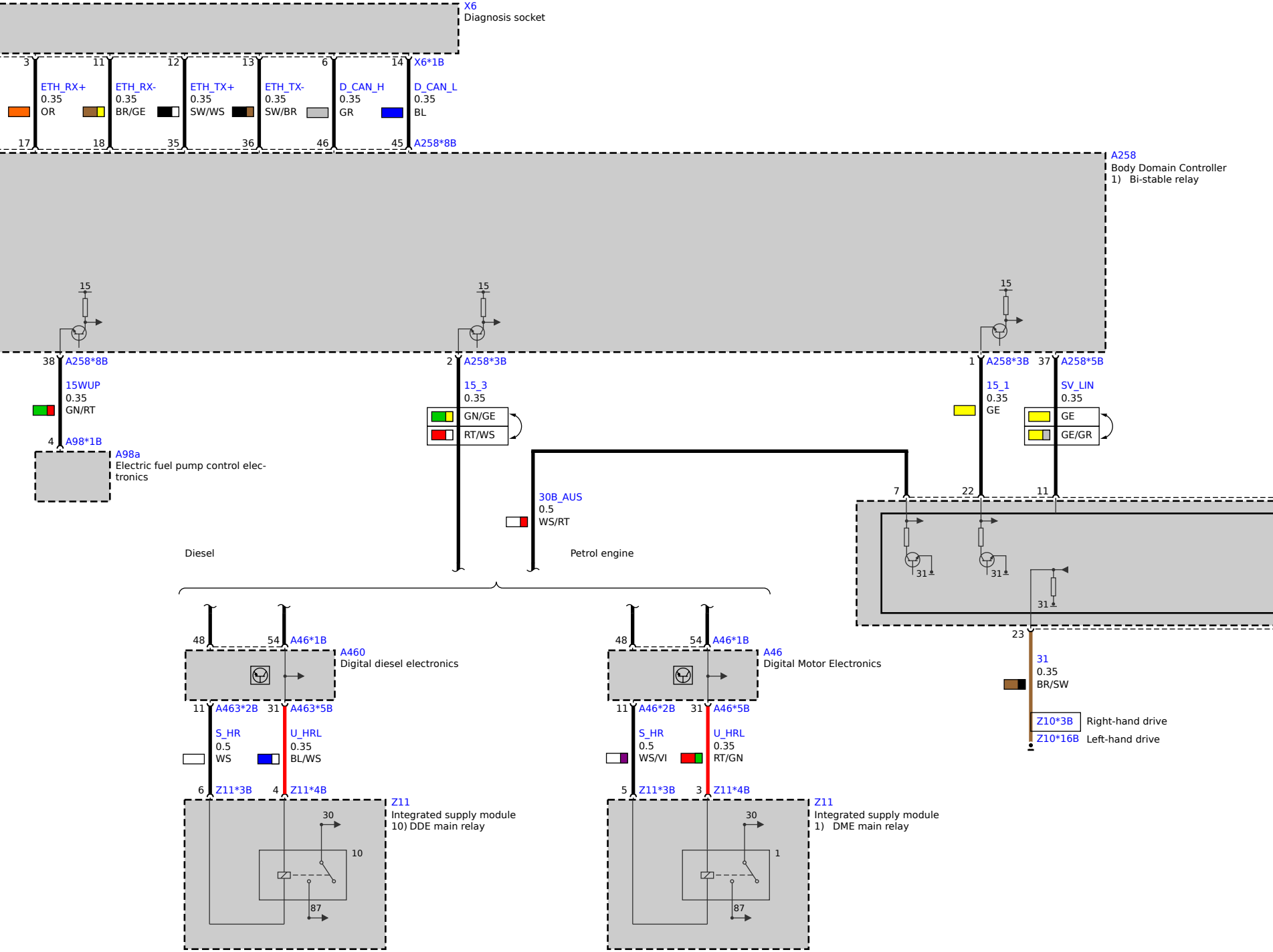
X6
Diagnosis socket
3
11
12
13
6
14
X6*1B
ETH_RX+
0.35
OR
ETH_RX-
0.35
BR/GE
ETH_TX+
0.35
SW/WS
ETH_TX-
0.35
SW/BR
D_CAN_H
0.35
GR
D_CAN_L
0.35
BL
17
18
35
36
46
45
A258*8B
A258
Body Domain Controller
1) Bi-stable relay
15
15
15
38
A258*8B
2
A258*3B
1
A258*3B
37
A258*5B
15WUP
0.35
GN/RT
15_3
0.35
GN/GE
RT/WS
15_1
0.35
GE
SV_LIN
0.35
GE
GE/GR
4
A98*1B
A98a
Electric fuel pump control electronics
30B_AUS
0.5
WS/RT
7
22
11
31
31
31
Diesel
Petrol engine
48
54
A46*1B
A460
Digital diesel electronics
48
54
A46*1B
A46
Digital Motor Electronics
23
31
0.35
BR/SW
Z10*3B
Right-hand drive
Z10*16B
Left-hand drive
11
A463*2B
31
A463*5B
S_HR
0.5
WS
U_HRL
0.35
BL/WS
11
A46*2B
31
A46*5B
S_HR
0.5
WS/VI
U_HRL
0.35
RT/GN
6
Z11*3B
4
Z11*4B
Z11
Integrated supply module
10) DDE main relay
30
10
87
5
Z11*3B
3
Z11*4B
Z11
Integrated supply module
1) DME main relay
30
1
87

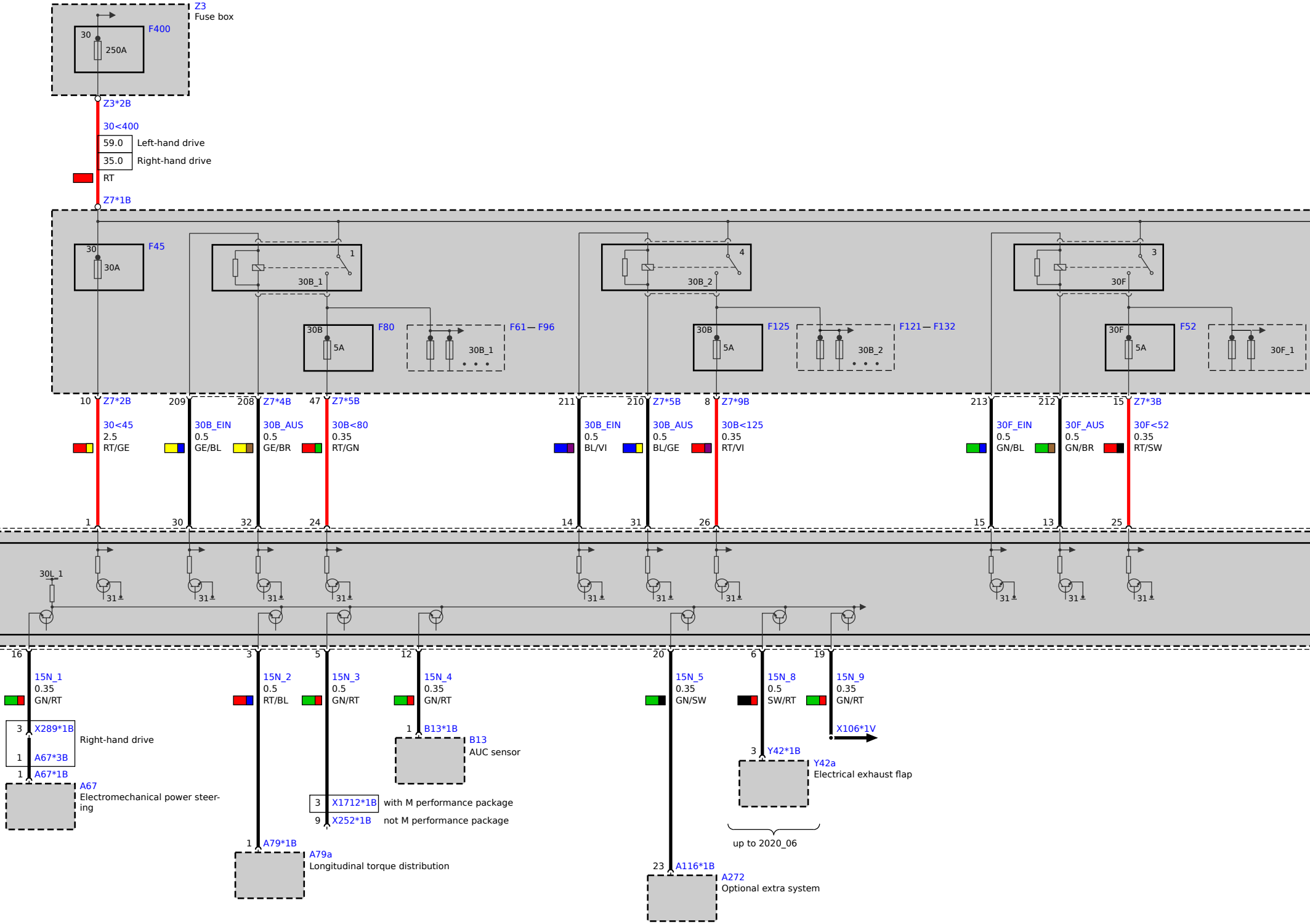
Z3
Fuse box
F400
30
250A
Z3*2B
30<400
59.0
Left-hand drive
35.0
Right-hand drive
RT
Z7*1B
30
F45
30A
1
30B_1
4
30B_2
3
30F
30B
F80
5A
F61 — F96
30B_1
30B
F125
5A
F121 — F132
30B_2
30F
F52
5A
30F_1
10
Z7*2B
209
208
Z7*4B
47
Z7*5B
211
210
Z7*5B
8
Z7*9B
213
212
15
Z7*3B
30<45
2.5
RT/GE
30B_EIN
0.5
GE/BL
30B_AUS
0.5
GE/BR
30B<80
0.35
RT/GN
30B_EIN
0.5
BL/VI
30B_AUS
0.5
BL/GE
30B<125
0.35
RT/VI
30F_EIN
0.5
GN/BL
30F_AUS
0.5
GN/BR
30F<52
0.35
RT/SW
1
30
32
24
14
31
26
15
13
25
30L_1
31
16
3
5
12
20
6
19
15N_1
0.35
GN/RT
15N_2
0.5
RT/BL
15N_3
0.5
GN/RT
15N_4
0.35
GN/RT
15N_5
0.35
GN/SW
15N_8
0.5
SW/RT
15N_9
0.35
GN/RT
3
X289*1B
Right-hand drive
1
A67*3B
1
A67*1B
A67
Electromechanical power steering
1
B13*1B
B13
AUC sensor
X106*1V
3
Y42*1B
Y42a
Electrical exhaust flap
3
X1712*1B
with M performance package
9
X252*1B
not M performance package
up to 2020_06
1
A79*1B
A79a
Longitudinal torque distribution
23
A116*1B
A272
Optional extra system

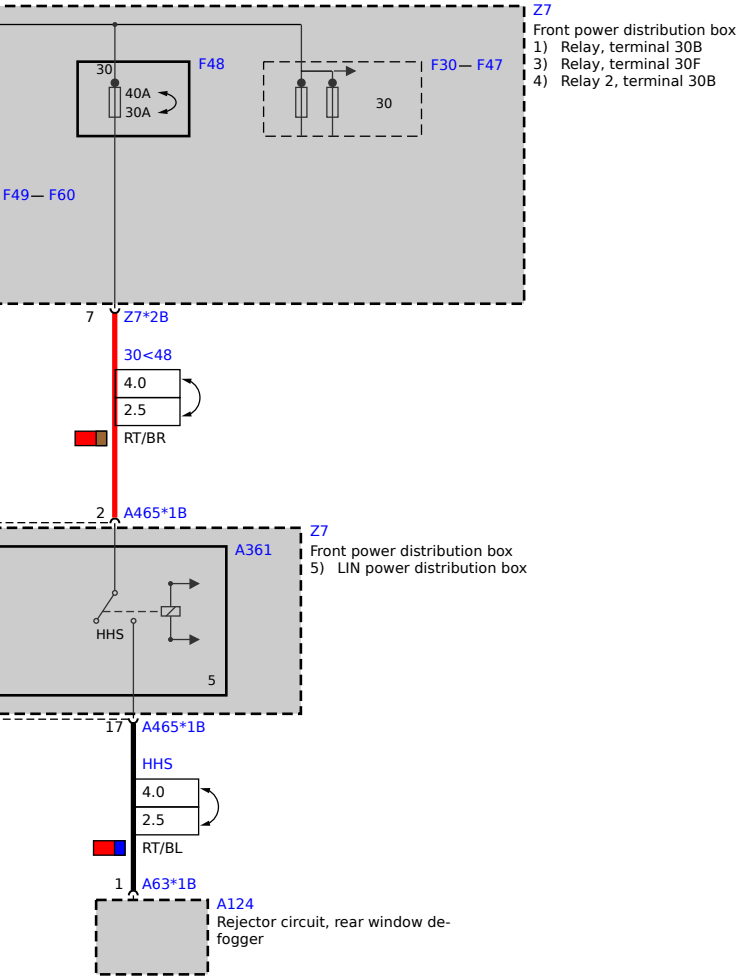
Z7
Front power distribution box
1) Relay, terminal 30B
3) Relay, terminal 30F
4) Relay 2, terminal 30B
30
F48
40A
30A
F30— F47
30
F49— F60
7
Z7*2B
30<48
4.0
2.5
RT/BR
2
A465*1B
Z7
Front power distribution box
5) LIN power distribution box
A361
HHS
5
17
A465*1B
HHS
4.0
2.5
RT/BL
1
A63*1B
A124
Rejector circuit, rear window de-fogger