

Z44
Front right power distribution box

A518
Electrical machine electronics (EME)

A517
Electric machine electronics 2 (EME2)

A332
High-voltage battery unit

A332
High-voltage battery unit

N8
Combined charging unit (CCU)

G1
Battery

B73
Gas generator, safety battery terminal

Z44
Front right power distribution box

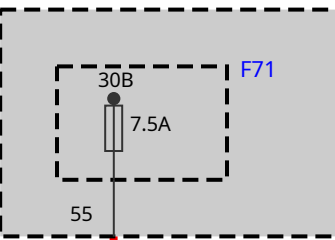
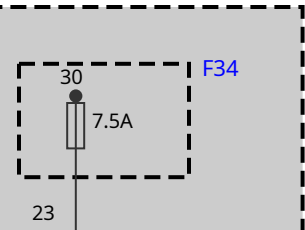
A528
Basic central platform (BCP)

I596
High-voltage safety connector

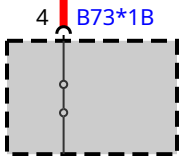
all-wheel drive

not all-wheel drive

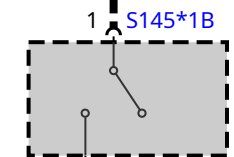
Z4
Power distribution box, engine compartment



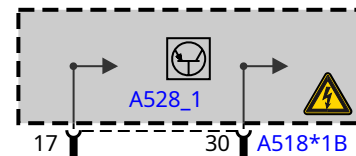
30B<71
0.35
RT/GR



30C
0.35
GR/GE



30C
0.35
GR/GE

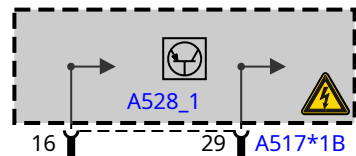


CAN-FD_H
0.35
GR

CAN-FD_L
0.35
GE

CAN-FD_H
0.35
WS

CAN-FD_L
0.35
GN/BL

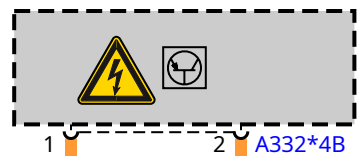
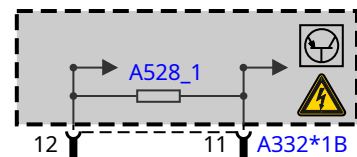


CAN-FD_H
0.35
SW/GE

CAN-FD_L
0.35
GE

CAN-FD_H
0.35
WS

CAN-FD_L
0.35
GN/BL

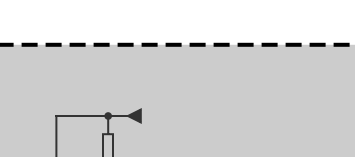


W9110.2

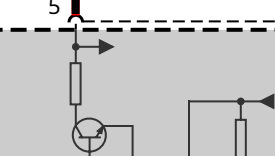
HV+
6.0
OR

HV-
6.0
OR

N8*6B

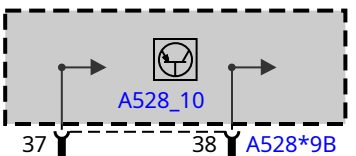


I30<34
2.5
RT/GE



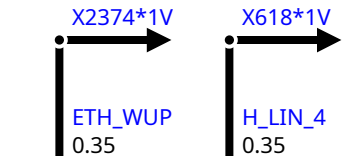
I31
2.5
BR

Z10*42B



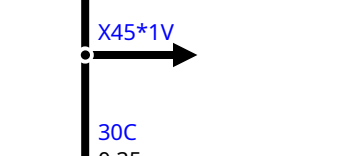
ETH_BB_L
0.35
WS

ETH_BB_H
0.35
GN

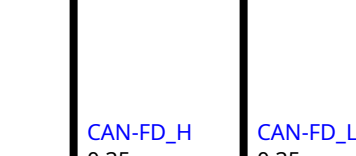


ETH_WUP
0.35
GE

H_LIN_4
0.35
SW

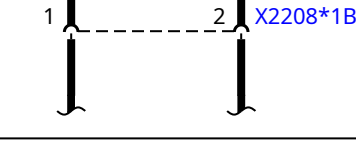


30C
0.35
GR/GE



CAN-FD_H
0.35
WS

CAN-FD_L
0.35
GN/BL



CAN-FD_H
0.35
WS

CAN-FD_L
0.35
GN/BL

N8*1B

W9110.2

HV+
6.0
OR

HV-
6.0
OR

N8*6B

Z10*28B

I31
50.0
SW