




30B<51
2.5
RT/SW



FR_BP_2
0.35
RS/BL



FR_BM_2
0.35
GN/RT



10

7

8

X13*1B




30B<51
2.5

FR_BP_2
0.5

FR_BM_2
0.5

 **RT/GN**

 **RS**

 **GN**

B46/B48 engine

 **RT**

 **RT**

 **GN**

B58, S58 engine

 **RT**

 **RS**

 **GN**

Diesel

3

10

11

A199*1B



1 **A199*1B**

31
2.5
BR



Z50*1B Diesel

Z6000*1B Petrol engine