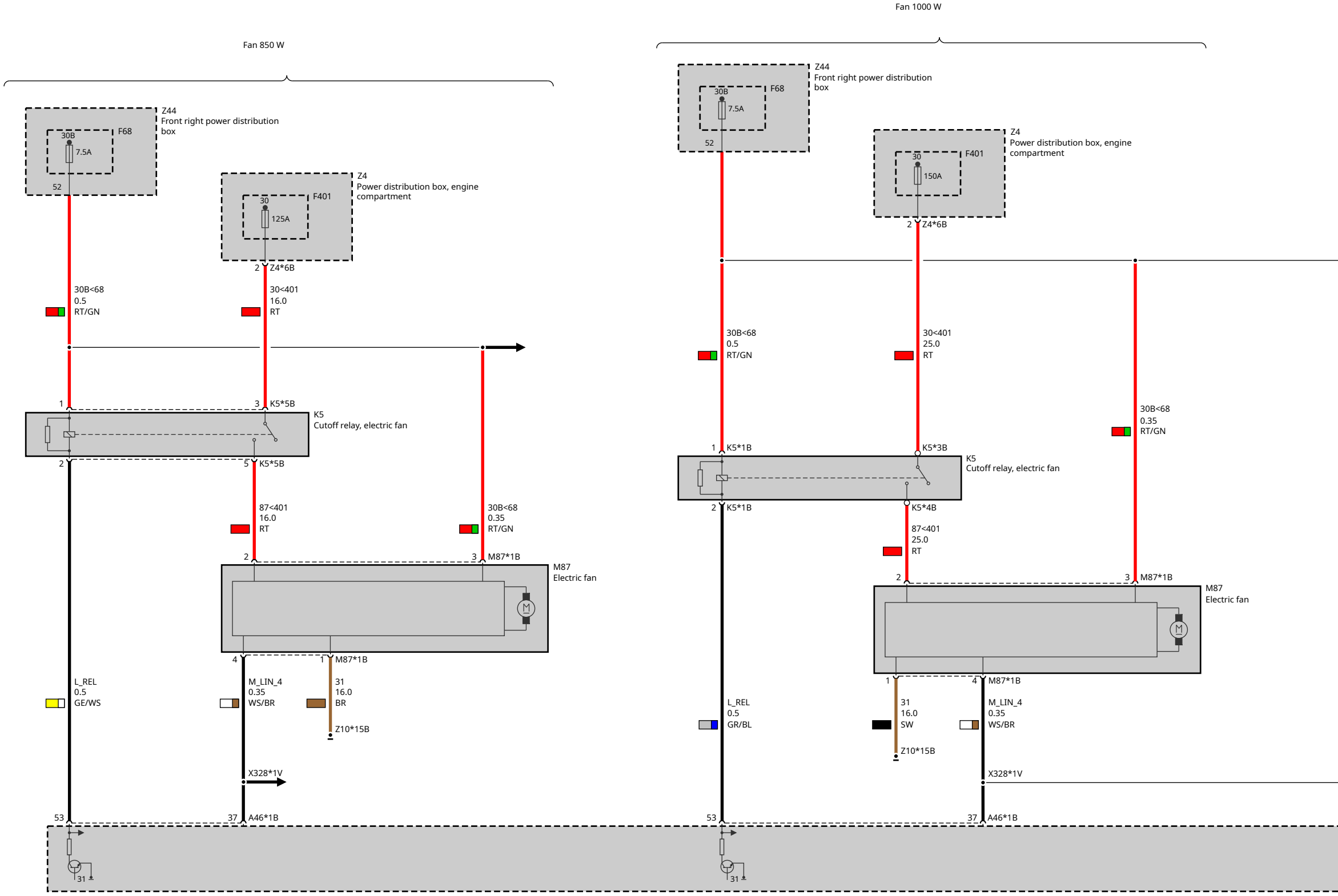
Fan 1000 W
Fan 850 W
Z44
Front right power distribution box
F68
30B
7.5A
52
Z4
Power distribution box, engine compartment
F401
30
125A
2
Z4*6B
30B<68
0.5
RT/GN
30<401
16.0
RT
1
3
K5*5B
K5
Cutoff relay, electric fan
2
5
K5*5B
87<401
16.0
RT
30B<68
0.35
RT/GN
2
3
M87*1B
M87
Electric fan
M
4
1
M87*1B
L_REL
0.5
GE/WS
M_LIN_4
0.35
WS/BR
31
16.0
BR
Z10*15B
X328*1V
53
37
A46*1B
31
Z44
Front right power distribution box
F68
30B
7.5A
52
Z4
Power distribution box, engine compartment
F401
30
150A
2
Z4*6B
30B<68
0.5
RT/GN
30<401
25.0
RT
30B<68
0.35
RT/GN
1
K5*1B
K5*3B
K5
Cutoff relay, electric fan
2
K5*1B
K5*4B
87<401
25.0
RT
2
3
M87*1B
M87
Electric fan
M
1
4
M87*1B
31
16.0
SW
Z10*15B
L_REL
0.5
GR/BL
M_LIN_4
0.35
WS/BR
X328*1V
53
37
A46*1B
31

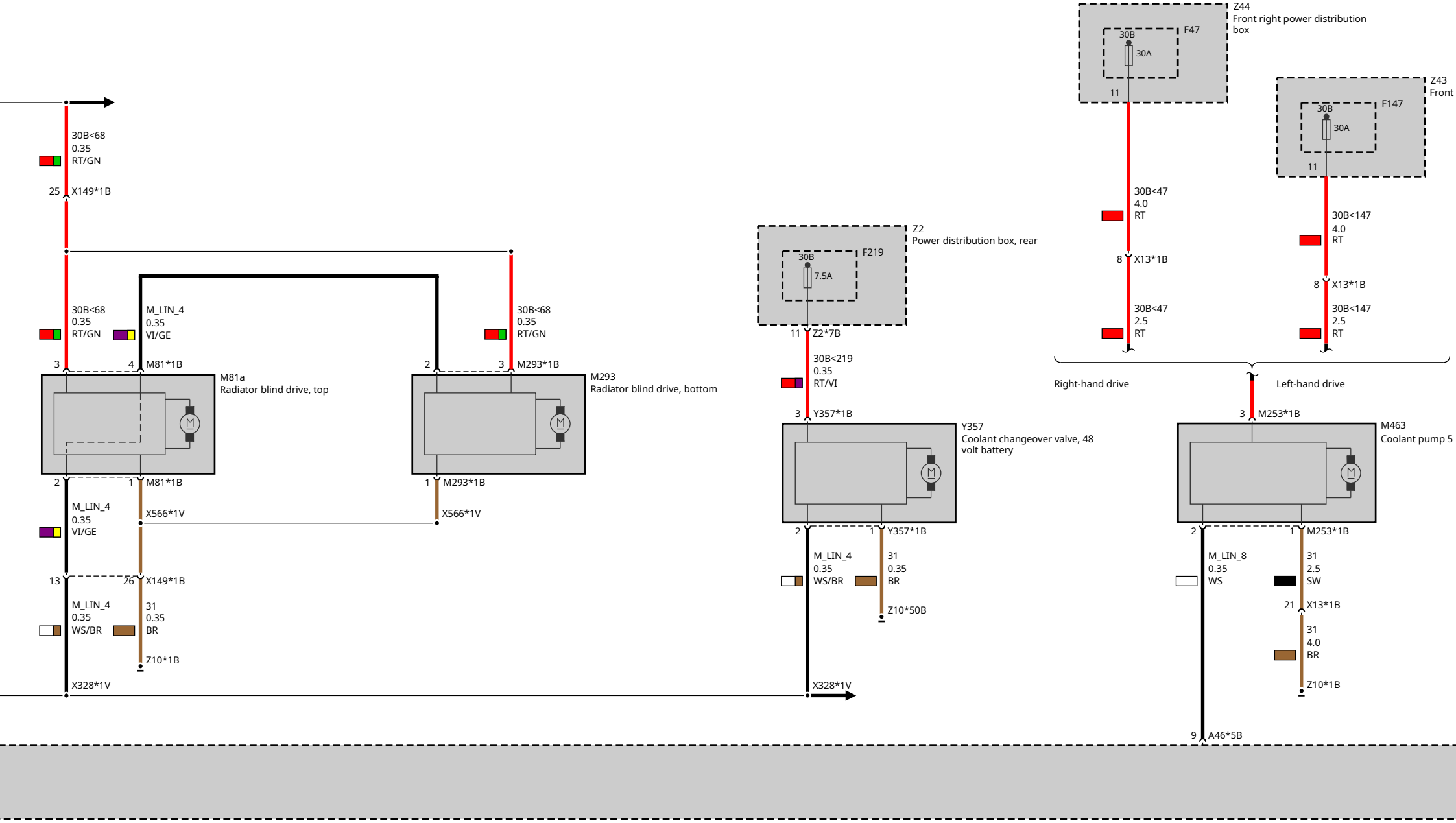
30B<68
0.35
RT/GN
25
X149*1B
30B<68
0.35
RT/GN
M_LIN_4
0.35
VI/GE
30B<68
0.35
RT/GN
3
4
M81*1B
M81a
Radiator blind drive, top
2
3
M293*1B
M293
Radiator blind drive, bottom
2
1
M81*1B
1
M293*1B
M_LIN_4
0.35
VI/GE
X566*1V
X566*1V
13
26
X149*1B
M_LIN_4
0.35
WS/BR
31
0.35
BR
Z10*1B
X328*1V
Z2
Power distribution box, rear
30B
F219
7.5A
11
Z2*7B
30B<219
0.35
RT/VI
3
Y357*1B
Y357
Coolant changeover valve, 48 volt battery
2
1
Y357*1B
M_LIN_4
0.35
WS/BR
31
0.35
BR
Z10*50B
X328*1V
Z44
Front right power distribution box
30B
F47
30A
11
30B<47
4.0
RT
8
X13*1B
30B<47
2.5
RT
Z43
Front
30B
F147
30A
11
30B<147
4.0
RT
8
X13*1B
30B<147
2.5
RT
Right-hand drive
Left-hand drive
3
M253*1B
M463
Coolant pump 5
2
1
M253*1B
M_LIN_8
0.35
WS
31
2.5
SW
21
X13*1B
31
4.0
BR
Z10*1B
9
A46*5B

left power distribution box

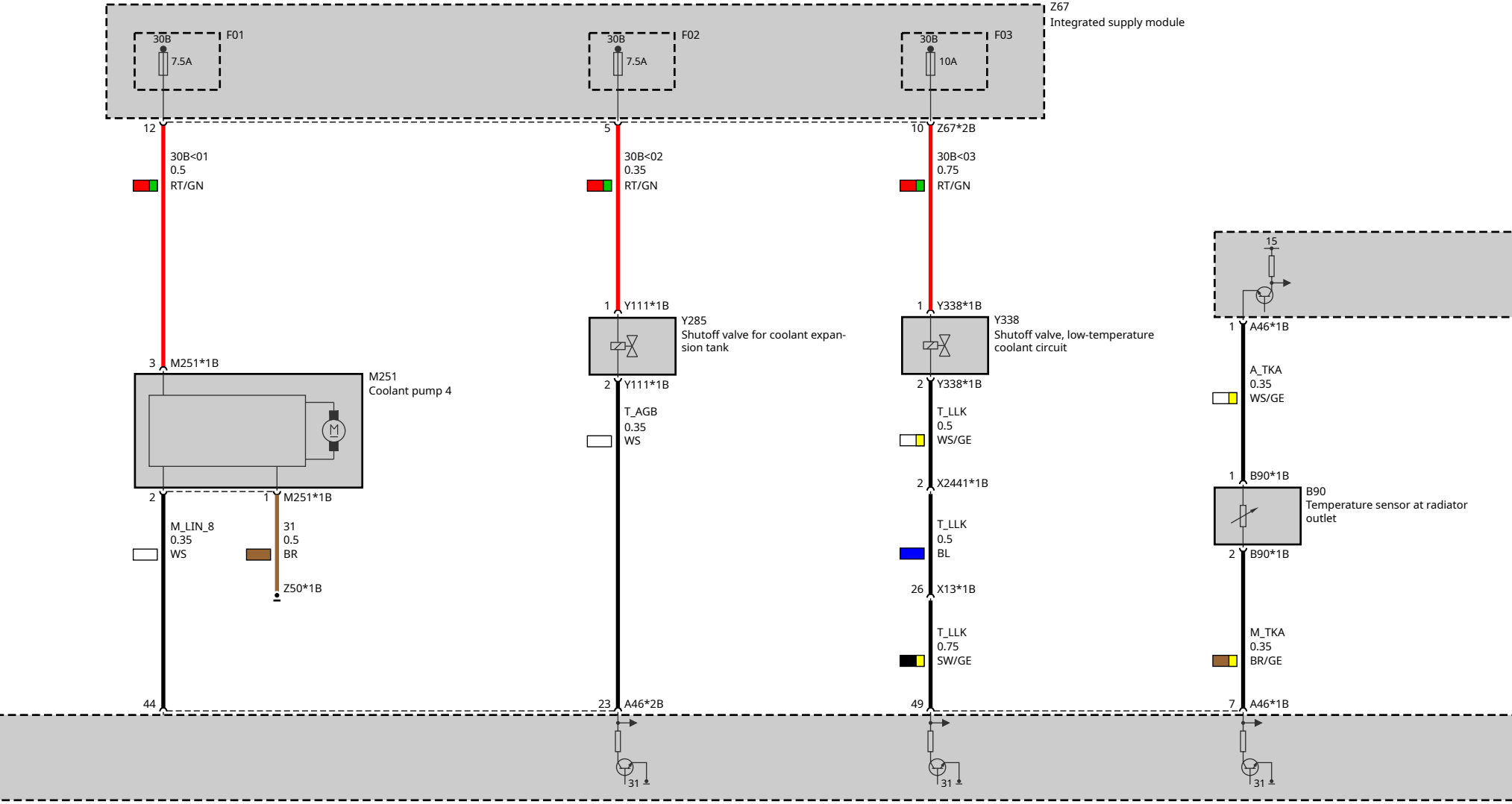
Z67
Integrated supply module
F01
30B
7.5A
F02
30B
7.5A
F03
30B
10A
12
5
10
Z67*2B
30B<01
0.5
RT/GN
30B<02
0.35
RT/GN
30B<03
0.75
RT/GN
15
1
Y111*1B
Y285
Shutoff valve for coolant expansion tank
2
Y111*1B
1
Y338*1B
Y338
Shutoff valve, low-temperature coolant circuit
2
Y338*1B
1
A46*1B
3
M251*1B
M251
Coolant pump 4
M
2
1
M251*1B
T_AGB
0.35
WS
T_LLK
0.5
WS/GE
A_TKA
0.35
WS/GE
1
B90*1B
B90
Temperature sensor at radiator outlet
2
B90*1B
2
X2441*1B
T_LLK
0.5
BL
M_LIN_8
0.35
WS
31
0.5
BR
Z50*1B
26
X13*1B
T_LLK
0.75
SW/GE
M_TKA
0.35
BR/GE
44
23
A46*2B
49
7
A46*1B
31
31
31

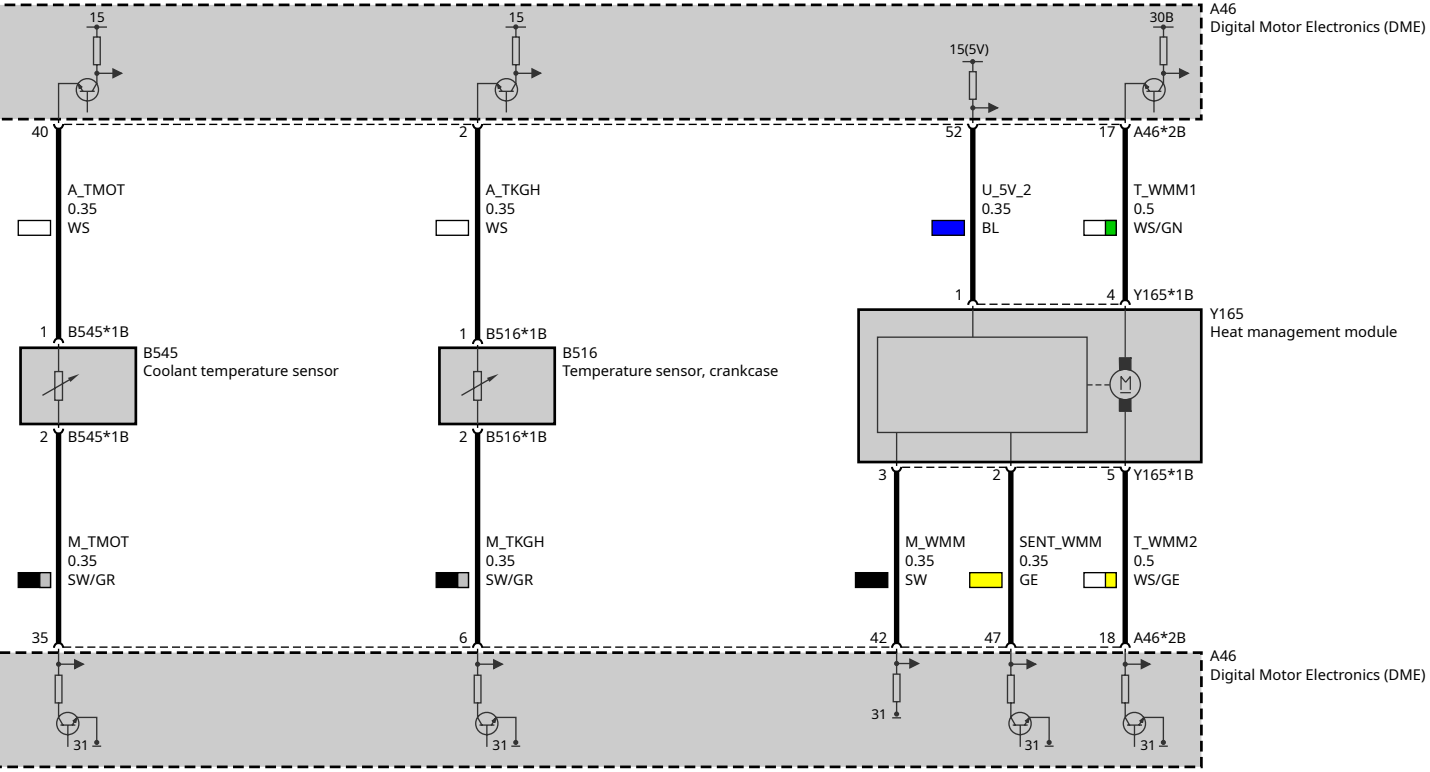
A46
Digital Motor Electronics (DME)
15
15
15(5V)
30B
40
2
52
17
A46*2B
A_TMOT
0.35
WS
A_TKGH
0.35
WS
U_5V_2
0.35
BL
T_WMM1
0.5
WS/GN
1
4
Y165*1B
Y165
Heat management module
1
B545*1B
1
B516*1B
B545
Coolant temperature sensor
B516
Temperature sensor, crankcase
M
2
B545*1B
2
B516*1B
3
2
5
Y165*1B
M_TMOT
0.35
SW/GR
M_TKGH
0.35
SW/GR
M_WMM
0.35
SW
SENT_WMM
0.35
GE
T_WMM2
0.5
WS/GE
35
6
42
47
18
A46*2B
A46
Digital Motor Electronics (DME)
31
31
31
31
31