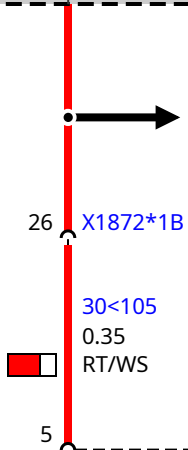
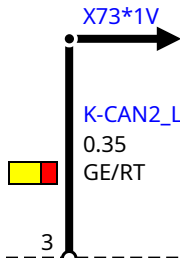


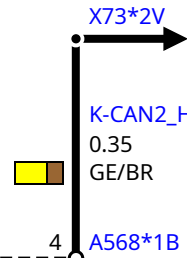
Z73  
Power distribution box in the centre



X1872\*1B  
30<105  
0.35  
RT/WS



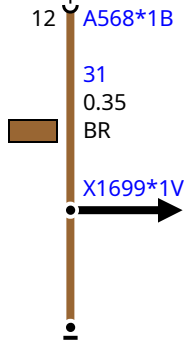
X73\*1V  
K-CAN2\_L  
0.35  
GE/RT



X73\*2V  
K-CAN2\_H  
0.35  
GE/BR



A568  
Gear selector switch (GWS)



A568\*1B  
31  
0.35  
BR  
X1699\*1V

